



### District Report Card: 2017


<b>State:</b> Haryana	<b>District:</b> Kurukshetra
<b>Class:</b> 8	<b>Subject:</b> Science
<b>Schools:</b> 51	<b>Students:</b> 1028


### Participation/Coverage


#### Students

<div>GENDER</div> <div></div>	Boys				Girls			
	Number		%		Number		%	
	694		67.51		334		32.49	

<div>AREA</div> <div></div>	Rural				Urban			
	Number		%		Number		%	
	1008		98.05		20		1.95	

<div>CATEGORY</div> <div></div>	SC		ST		OBC		GEN	
	Number	%	Number	%	Number	%	Number	%
	434	42.22	0	0.00	472	45.91	122	11.87

<div>CWSN</div> <div></div>	LD	VI	HI	S&LD	ID	Oth
	0	0	0	0	0	0

<div>Management</div> <div></div>	Government			Government-aided		
	Number		%	Number		%
	1002		97.47	26		2.53

### Average Performance of Students in Science (%)

Overall	Gender		Area		Management		Social Group			
	Male	Female	Rural	Urban	Govt.	Aided	SC	ST	OBC	GEN
<b>38.07</b>	<b>38.33</b>	<b>37.52</b>	<b>38.12</b>	<b>35.33</b>	<b>38.09</b>	<b>37.18</b>	<b>37.00</b>	<b>0.00</b>	<b>38.93</b>	<b>38.52</b>

## Performance on Learning Outcomes (LOs)

Learning Outcomes	Description	Average Performance(%)
SCI703	Classifies materials and organisms based on properties/characteristics	29.09
SCI704	Conducts simple investigation to seek answers to queries	32.86
SCI705	Relates processes and phenomenon with causes	31.82
SCI708	Measures and calculates e.g., temperature; pulse rate; speed of moving objects; time period of a simple pendulum, etc.	35.99
SCI710	Plots and interprets graphs	36.42
SCI711	Constructs models using materials from surroundings and explains their working	24.66
SCI801	Differentiates materials, organism and processes	54.21
SCI804	Relates processes and phenomenon with causes	47.40
SCI805	Explains processes and phenomenon	32.79
SCI807	Measures angles of incidence and reflection, etc.	25.88
SCI811	Applies learning of scientific concepts in day-to-day life	38.36
SCI813	Makes efforts to protect environment	60.60

Range of Performance of Students who Answered Correctly							
Below 30%		30% - 50%		50% - 75%		Above 75%	
Number	%	Number	%	Number	%	Number	%
342	33.27	447	43.48	210	20.43	29	2.82

## Lowest Performing Learning Outcomes (LOs)

- 1 - Constructs models using materials from surroundings and explains their working (24.66)
- 2 - Measures angles of incidence and reflection, etc. (25.88)
- 3 - Classifies materials and organisms based on properties/characteristics (29.09)
- 4 - Relates processes and phenomenon with causes (31.82)
- 5 - Explains processes and phenomenon (32.79)